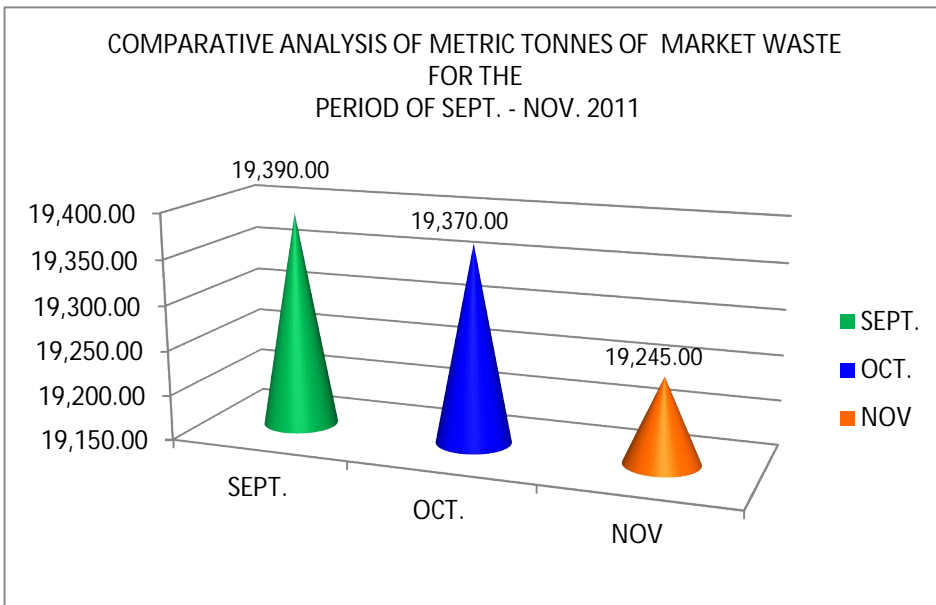
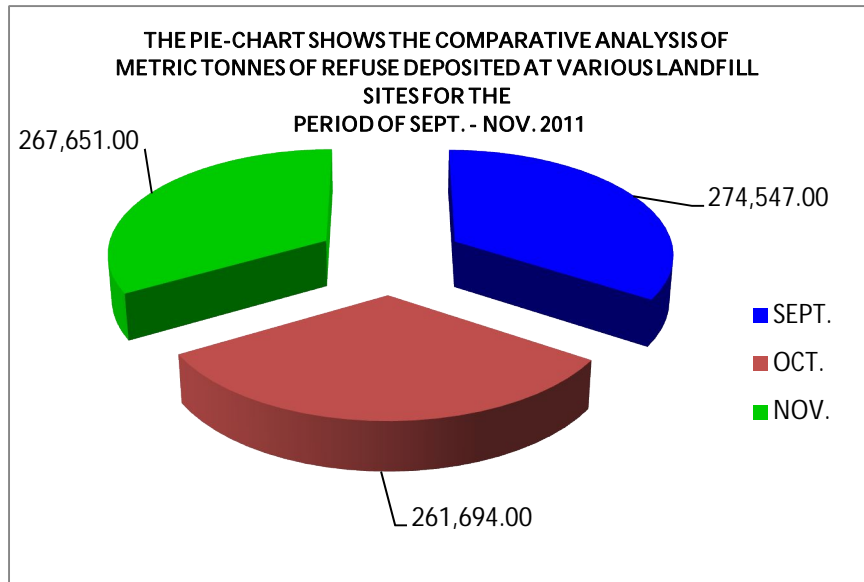


**WASTE MANAGEMENT PROGRESS REPORT FOR THE
MONTH OF NOVEMBER 2011**

The Lagos Waste Management Authority (LAWMA) co-ordinated Waste Management Services for the State during the month of November 2011. The core areas of Solid Waste Management carried out during the month under review are domestic, public waste, commercial services, medical (hazardous waste), market, marine operations, street sweeping, local policing, street monitoring, public awareness/education, enforcement, landfill management, TLS management and recycling.

2. The attached report for the month of November, 2011 indicates the following:

- A total of **267,651 metric tonnes¹ (KPI= 83%)** of waste was collected during the month (Landfill report attached). **(Sept: 274,547 & Oct: 261,694.40 metric tonnes- KPI = 78%)**
- A total of **27,097 Vehicular trips** were received at landfill sites: **Olushosun, Solous II, Solous III, Ewu-Elepe, Epe and Simpson TLS.**
- A total of **7,000 safety boxes, 30,2331kg** of pathological waste were collected from healthcare facilities across the State.



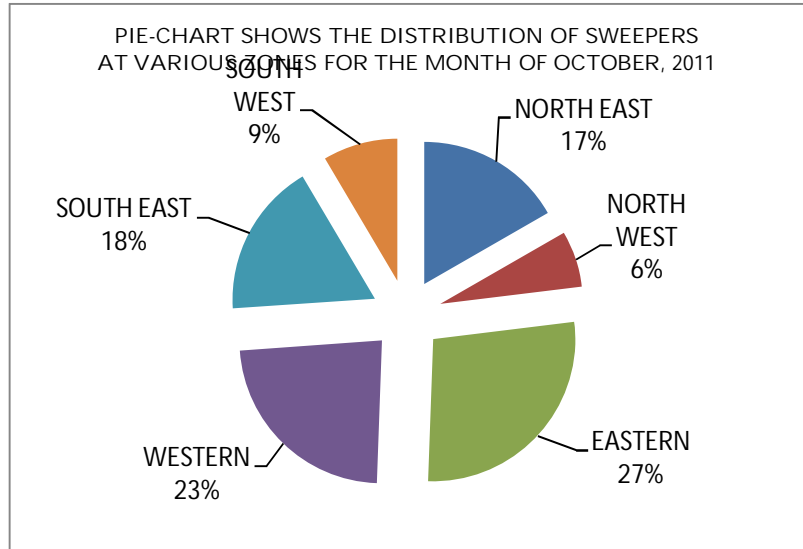
- A total of **1,480 commercial medical/healthcare facilities** were serviced while 27 new facilities were enlisted. **(Sept: 1,754 & Oct: 1,754)**
- public enlightenment and awareness programme were carried out on ten(10) radio stations and two television stations
- marine waste activities with a workforce of **745** covered the shore lines of the State with special focus on water hyacinth collection

- A total of **672 metric tonnes** of waste was collected from Lagos shorelines in the month under review
- A total of **16,445 metric tonnes** of waste was collected from markets during the month. **(Sept: 19,392 & Oct: 19,370 metric tonnes)**
- A total of **320 PSP Operators** worked in 368 wards of 20 Local Government Councils and 37 Local Council Development Areas of the State during this period:

¹ Estimated value because of inadequacy of weighbridge at all the sites except Olushosun landfill site

² Key Performance Index i.e. ratio of waste collection to generation

- **306 complaints** relating to service delivery and issues of wrong billing were received from the public. These complaints were attended to promptly
- **2 PSP meetings** were held in the month
- **11 CDA/CDC meetings** were held during the period
- **240 litre wheeler bins** 119 nos. were distributed to tenements in the State during the period
- **12,500 pieces of trash bags** were distributed to tenements during the period
- Back-up & intervention services were provided in the following areas:
 - Odi-Olowo/Ojuwoye LCDA
 - Ejigbo LCDA
 - Orile Axis
 - Ojokoro LCDA
 - Ebute Metta LCDA
 - Agboyi Ketu LCDA
 - Mushin Ajina LGA
 - Bariga LCDA
 - Iba LCDA
 - Ikeja LGA
 - Ikoyi Obalende LCDA
 - Itire Ikate LCDA
 - Ifako Ijaiye LGA
 - Agbado Oke-Odo LCDA
 - Amuwo Odofin LGA
 - Ayobo Ipaja LCDA



- **157 Service Providers** with 7,495 employees(Street Sweepers) and 1,500 Highway Managers were supervised during the month
 - Near complete evacuation of bagged silt and black bags on road median & verges
 - 2 nos. Service provider on Orile-Mile 2 axis were suspended for poor operations
 - 6 nos. Service provider were issued queries for poor services rendered
 - Deployment of 12 trucks on all regions to ensure prompt evacuation of silt & tyres
 - Improved litter control operations at strategic locations
 - 4 nos. mechanical sweepers were deployed to cover night operations at Mobolaji Bank-Anthony, Ikorodu Road, Iyana-Ipaja, Apapa, Oshodi & Airport Road & 3rd Mainland Bridge
- A total number of **384** monitoring/street policing outfits carried out operations in 38 routes during the month, while major areas policed include:

| | |
|---|--|
| <ul style="list-style-type: none"> ➤ Majidun illegal dump Site ➤ Obanikoro Bus Stop ➤ Alapere Bridge ➤ 1st Gate Festac to Trade Fair Complex ➤ Ajah-Badore ➤ Magoro axis(Badagry) ➤ Agbara-Ijanikin ➤ St. Gregory College fence ➤ Igando axis | <ul style="list-style-type: none"> ➤ Tokin-Epe axis ➤ Ogunusi canal ➤ Ebute Ero ➤ Egbeda/Isheri ➤ Idumagbo/Adeniji-Adele ➤ Jakande Estate/Isheri-Oshun Bridge ➤ Pen Cinema-Iju Ishaga axis ➤ Pen Cinema-Abule Egba |
|---|--|

- Simpson TLS received a total of **7,795 metric tonnes**¹ of waste during the month. **(Sept: 11,504.64 & Oct: 6,906.90 metric tonnes)**
- Oshodi TLS received a total of **2,463 metric tonnes** of waste during the month.
- A total of **28,000 bags (50kg) of compost** were produced from market waste at Odogunyan Compost Plant while **2,762 tonnes** of plastics were recycled at Olushosun recycling plants **(Sept: 36,000 & Oct: 42,000 bags of compost)**
- A total of **36 rolls of nylon** of about **706kg** were produced at Olushosun Plastic Recycling Plant

3. Other notable activities of LAWMA during the month include:

- commencement of electronic transaction (billing, payment & reconciliation) for commercial waste management state wide
- deployment of POS² machine to 200 commercial client on pilot scale to jump start the electronic payment programme for commercial and domestic client
- commencement of road rehabilitation on all the dumpsites
- commencement of operation on the new dumpsite (Solous 4) at Igando



Road construction at Olushosun Landfill Site

4. Major observations and challenges during the month include:

- most markets and motor parks in the State are not fenced up and thus trading activities are carried out along the road verges. Waste generated from these activities are left on the roads daily for collection
- there was noticeable lull in the enforcement for compliance on sanitation offences committed by traders and commuters along the major highway thereby encouraging act of indiscriminate dumping of refuse in unusual places



Operations at Solous 4 Landfill Site

- increase in traffic build-up on major highways especially where construction is on-going. This impedes efficiency of refuse collection on the major highways and adjoining roads in areas like Orile, Mile -2 to Alaba Rago, Ajah, Badore and Epe road axes

- increase in the rate of accident involving mechanical sweepers and manual sweepers during night operations on major highways. We recorded 3 fatal accidents and total destruction of 1 mechanical sweeper along Alapere – Oworonshoki Express on 27th November, 2011 by 3.00am

¹ Estimated value because of lack of weighbridge at Simpson TLS.

² Point of Sale