

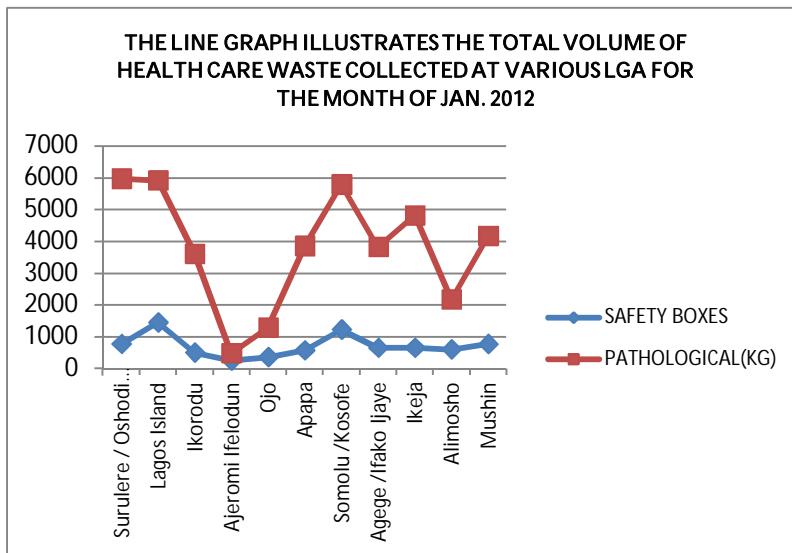
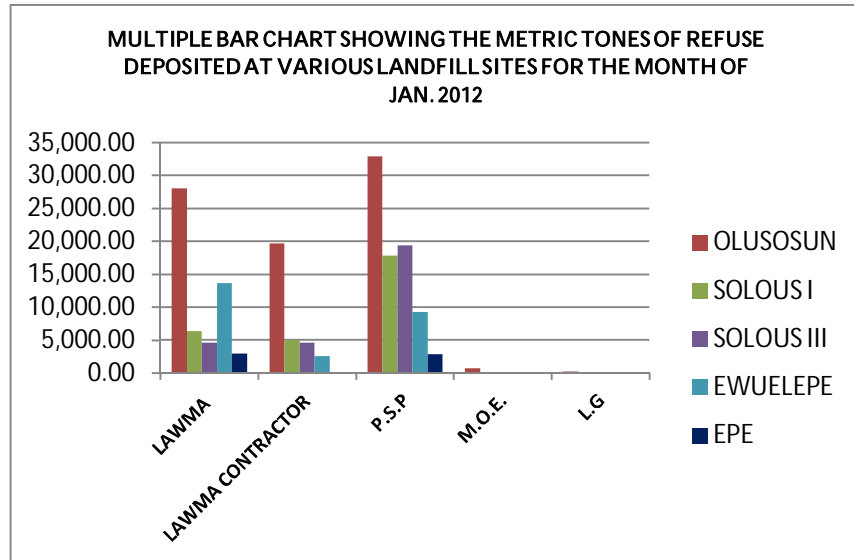
## WASTE MANAGEMENT PROGRESS REPORT FOR THE MONTH OF JANUARY 2012

The Lagos Waste Management Authority (LAWMA) co-ordinated Waste Management Services during the month of January 2012. The core areas of Solid Waste Management carried out during the month under review are domestic, public waste, commercial services, medical (hazardous waste), market, street sweeping, local policing, street monitoring, public awareness/education, enforcement, landfill management, TLS management and recycling.

2. The attached report for the month of January, 2012 indicates the following:

### LANDFILL

- A total of **171,092.65 metric tonnes<sup>1</sup> (KPI=61%)** of waste was collected during the month (Landfill report attached). (*Nov 2011: 267,651 (KPI = 80%) & Dec 2011: 239,282 metric tonnes KPI=85%*)
- A total of **17,432 Vehicular trips** were received at landfill sites: *Olushosun, Solous II, Solous III, Ewu-Elepe, Epe and Simpson TLS.*



### MEDICAL WASTE

- A total of **8,363 safety boxes, 44,768kg** of pathological waste were collected from healthcare facilities across the State.

- A total of **1,886 commercial medical/healthcare facilities** were serviced while 7 new facilities were enlisted. (*Nov 2011: 1,480 & Dec 2011: 1,812*)

### PUBLIC RELATIONS

- public enlightenment

and awareness programme were carried out on ten(10) radio stations and two television stations

### PSP PROGRAMME

- A total of **327 PSP Operators** worked in 368 wards of 20 Local Government Councils and 37 Local Council Development Areas of the State during this period:
  - **182 complaints** relating to service delivery and issues of wrong billing were received from the public. These complaints were attended to promptly
  - **2 PSP meetings** were held in the month

<sup>1</sup> Estimated value because of inadequacy of weighbridge at all the sites except Olushosun landfill site

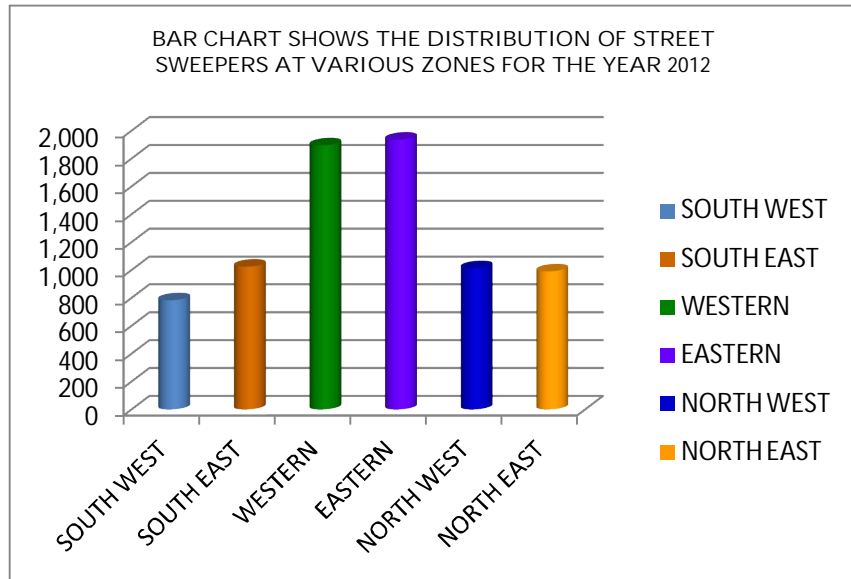
<sup>2</sup> Key Performance Index i.e. ratio of waste collection to generation

- **5 CDA/CDC meetings** were held during the period
- **71 nos wheeler bin** . were distributed to tenements in the State during the period
- **10,500 pieces of trash bags** were distributed to tenements during the period

**STREET SWEEPING**

- **157 Service Providers** with **7,645 employees** (Street Sweepers) and **1,500 Highway Managers** were supervised during the month

- continuous evacuation of bagged silt and black bags on road median & verges
- effective mobilisation of sweepers to ensure a clean



- environment in spite of National Strike called by organised labour
- 12 trucks were deployed to all regions daily to ensure prompt evacuation of silt & tyres
- continuous deployment of 4nos. mechanical sweepers to cover night operations at Mobolaji Bank-Anthony, Ikorodu Road, Iyana-Ipaja, Apapa, Oshodi & Airport Road & 3<sup>rd</sup> Mainland Bridge, TBS, Awolowo Road Ikoyi & major highways
- continuous provision of incentive packages to the street sweepers to boost commitment & productivity

**STREET MONITORING AND ENFORCEMENT**

- A total number of **560** monitoring/street policing outfits carried out operations on 29 major highways during the month, the areas policed include:
 

➤ Iyana-iba/Egbeda Axis	Token-Epe axis
➤ Iyana-Ipaja Bus Stop	Ogunusi canal
➤ 3 <sup>rd</sup> Mainland Bridge	Pen Cinema-Abule-Egba
➤ 1 <sup>st</sup> Gate Festac to Trade Fair Complex	Maryland/Fusho Williams Avenue
➤ Ajah-Badore	Idumagbo/Adeniji-Adele
➤ Magoro axis(Badagry)	Jakande Estate/Isheri-Oshun Bridge
➤ Agbara-Ijanikin	Magodo Axis
➤ St. Gregory College/Law School Axis	Omole Phase 2

**TRANSFER LOADING STATION**

- Simpson TLS received a total of **3,073.28 metric tonnes<sup>3</sup>** of waste during the month. **(Nov 2011: 7,795 & Dec 2011: 3,420.24 metric tonnes)**
- Oshodi TLS received a total of **1,955 metric tonnes** of waste during the month. **(Nov 2011: 2,463 & Dec 2011: 1,815.10 metric tonnes)**

**RECYCLING**

- A total of **18,000 bags (50kg) of compost** were produced from market waste at Odogunyan Compost Plant **(Nov 2011: 28,000 & Dec 2011: 24,000 bags of compost)**
- A total of **14 rolls of nylon** of about **345.1kg** were produced from collected pure water sachet at Olushosun Plastic Recycling Plant

<sup>3</sup> Estimated value because of lack of weighbridge at Simpson TLS.

## MARKET WASTE

- A total of 16,904 metric tonnes of waste was collected from markets during the month (Nov 2011: 16,445 & Dec 2011: 17,672 metric tonnes)

## EPE INTEGRATED WASTE MANAGEMENT PROJECT

- The consortium led by *Messrs Conserdem* was paid the full mobilization for the first phase of the project which was scheduled to commence in January 31<sup>st</sup> but have to be shifted to February due to loss of official days during the month of January
- Final report on the methane gas recovery project (CDM) at Abule-Egba and Solous was submitted by *Messrs Asby Carbon* of UK for adoption and public presentation in April 2012

3. Other notable activities of LAWMA during the month include:

- Sustained waste management service through-out the period of *national strike (Jan 2012)*
- *Suspension of marine waste* collection for the month of January 2012 to enable the restructuring of the marine waste programme for effectiveness
- More highways/streets were included on the highway policing to deter members of the public from dumping waste on the road median and verges
- 90% & 65% completion respectively of the Olushosun and Solous *landfill platform (operation) access road*
- Commencement of the *landfill site restoration (landscaping & beautification)* project at Olushosun dumpsite
- Commencement of *centralized health care waste* collection in all government hospitals and primary health care centres in Lagos State
- 85% completion of the market *Waste-To-Energy project at Ikosi market*



Construction of access road at Solous 3



Waste-To-Energy project, Ikosi Ketu



3C's Project @ Church Street, Makoko

- Commencement of a new *market advocacy program* every thursday on radio Lagos and radio Nigeria by 9.30am and 10.00am respectively
- Completion of the *Community Clean-up Campaign (3C's) project* church street, Makoko

4. Major observations and challenges during the month include:

- hindrance to waste management service during the month lead to decrease in total tonnage collected
  - *Inadequate awareness* on dangers of
- poor public hygiene and sanitation by majority of residents of rural areas of Oto Awori, Epe, Ibeju Lekki, Igbogbo Bayeku etc.
  - Inadequate *waste storage facilities for markets and low incomes areas* (slums) such as Badiya, Orile, Ajegunle etc.

- ***Unco-operative attitude of market leaders*** with the PSP providing services within their territories
- Incessant ***burning of waste containers stationed*** on the road and within markets
- Increasing ***cost of maintenance and operation*** of waste management services by LAWMA & PSP
- Alarming increase in rate of ***diversion of waste for land reclamation*** during dry season. This is prevalent around the wetland settlement (attraction for cart pushers)