

WASTE MANAGEMENT PROGRESS REPORT FOR THE MONTH OF DECEMBER 2011

The Lagos Waste Management Authority (LAWMA) co-ordinated Waste Management Services for the State during the month of December 2011. The core areas of Solid Waste Management carried out during the month under review are domestic, public waste, commercial services, medical (hazardous waste), market, marine operations, street sweeping, local policing, street monitoring, public awareness/education, enforcement, landfill management, TLS management and recycling.

2. The attached report for the month of December, 2011 indicates the following:

- A total of **239,282 metric tonnes¹ (KPI= 72%)** of waste was collected during the month (Landfill report attached). (*Oct: 261,694.40 (KPI=78%) & Nov: 267,651 metric tonnes-KPI = 80%*)

- A total of **27,097 Vehicular trips** were received at landfill sites: *Olushosun,*

Solous II, Solous III, Ewu-Elepe, Epe and Simpson TLS.

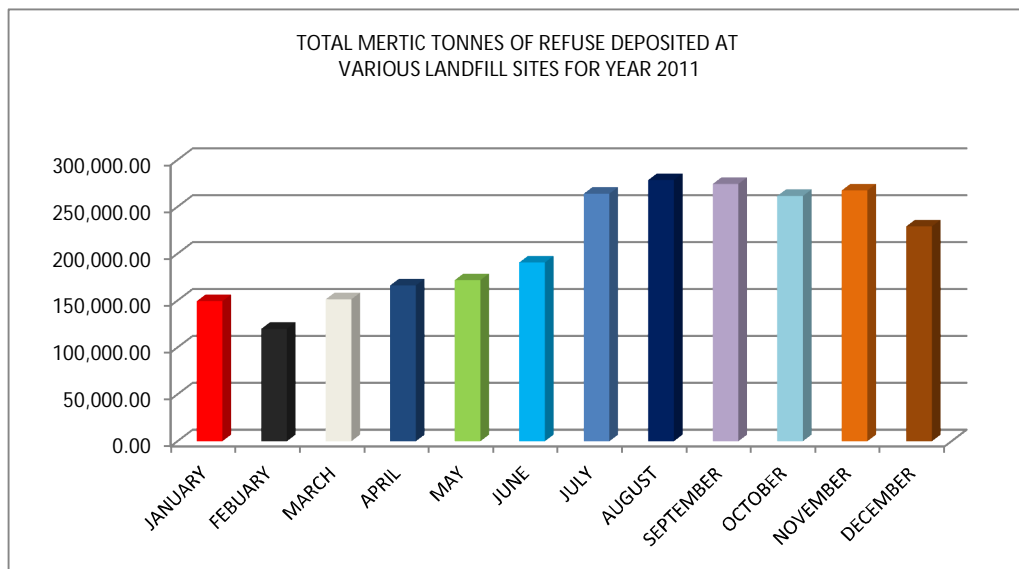
- A total of **6,495 safety boxes, 34,8531kg** of pathological waste were collected from healthcare facilities

across the State.

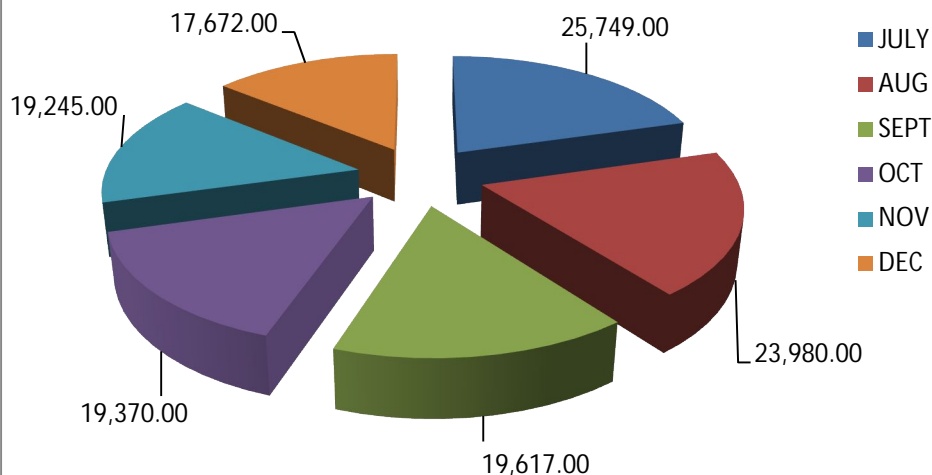
- A total of **1,812 commercial medical/healthcare facilities** were serviced while 16 new facilities were enlisted. (*Oct: 1,754 & Nov: 1,480*)

- public enlightenment and awareness programme were carried out on ten(10) radio stations and two television stations

- marine waste activities with a workforce of **304** covered the shore lines of the State with special focus on water hyacinth collection



THE PIE CHART SHOWS THE METRIC TONES OF REFUSE COLLECTED AT VARIOUS MARKETS FOR THE PERIOD OF JULY - DEC. 2011



- A total of **562 metric tonnes** of waste was collected from Lagos shorelines in the month under review
- A total of **17,672 metric tonnes** of waste was collected from markets during the month. (*Oct: 19,370 & Nov: 16,445 metric tonnes*)

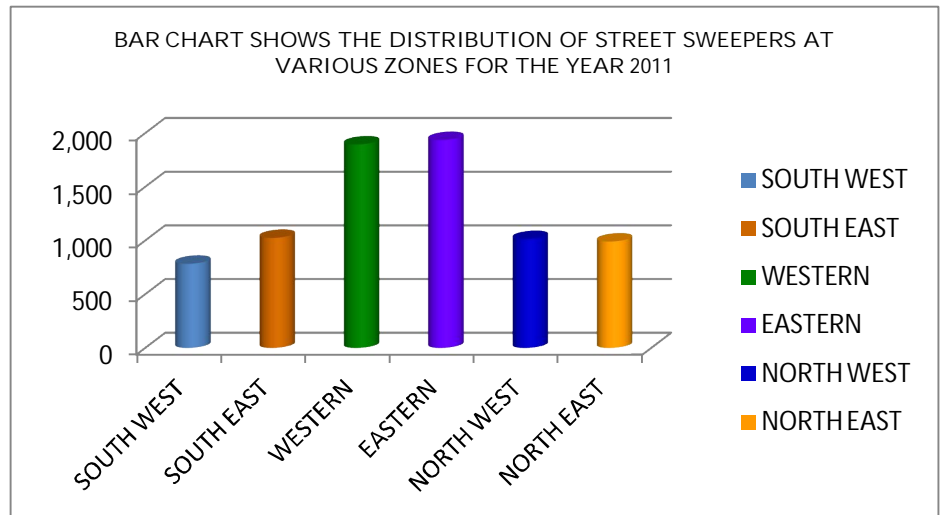
¹ Estimated value because of inadequacy of weighbridge at all the sites except Olushosun landfill site

² Key Performance Index i.e. ratio of waste collection to generation

- A total of **327 PSP Operators** worked in 368 wards of 20 Local Government Councils and 37 Local Council Development Areas of the State during this period:
 - **204 complaints** relating to service delivery and issues of wrong billing were received from the public. These complaints were attended to promptly
 - **1 PSP meetings** were held in the month
 - **9 CDA/CDC meetings** were held during the period
 - **240 litre wheeler bins** 13 nos. were distributed to tenements in the State during the period
 - **50,000 pieces of trash bags** were distributed to tenements during the period

- Back-up & intervention services were provided in the following areas:

- Ilasamaja Ward-Isolo LCDA
- Alausa Ward-Ikeja LCDA
- Ojuwoye & Babaloshia Ward-Odiolowo/Ojuwoye LCDA
- Irepodun & Ado Wards-Amuwo Odofin LGA
- Shitta Bank-Olemoh/Randle Areas-Surulere LGA
- Moshalashi Alhaja/Otubu/Darocha Market Area, Agege LGA
- Command/Meiran/Ajasa-Agbado Oke Odo LCDA
- Awodiora, Trinity & Tolu Wards of Ajeromi LGA
- Idiaraba/Ishaga/Luth Road, Moshalashi Agoro Wards-Mushin Ajina LGA
- Ilaje Ward-Bariga LCDA
- Yaya Abatan/College Road-Ifako Ijaye
- Idimu Isheri wards-Egbe Idimu LCDA
- Botanical garden / Apapa Road – Lagos Mainland
- Ijegun ward-Oriade
- Volks-Okokomiako axis
- Ipaja ward-Ayobo Ipaja LCDA
- Isheri Oshun ward-Igando Ikotun LCDA
- Omole Phase 1-Ojodu LCDA



- **157 Service Providers** with 7,645 employees(Street Sweepers) and 1,500 Highway Managers were supervised during the month
 - special operations was carried out during the Christmas and New Year holidays
 - continuous evacuation of bagged silt and black bags on road median & verges
 - 4 nos. Service provider were sanctioned for poor services rendered
 - 12 trucks were deployed to all regions to ensure prompt evacuation of silt & tyres
 - 4 nos. mechanical sweepers were deployed to cover night operations at Mobolaji Bank-Anthony, Ikorodu Road, Iyana-Ipaja, Apapa, Oshodi & Airport Road & 3rd Mainland Bridge, TBS, Awolowo Road Ikoyi & major highways
 - Incentive packages were provided to the street sweepers to boost productivity

- A total number of **560** monitoring/street policing outfits carried out operations in 29 major highways during the month, the areas policed include:

- | | |
|---|------------------------------------|
| ➤ Iyana-iba/Egbeda Axis | Token-Epe axis |
| ➤ Iyana-Ipaja Bus Stop | Ogunusi canal |
| ➤ 3 rd Mainland Bridge | Pen Cinema-Abule Egba |
| ➤ 1 st Gate Festac to Trade Fair Complex | Maryland/Fusho Williams Avenue |
| ➤ Ajah-Badore | Idumagbo/Adeniji-Adele |
| ➤ Magoro axis(Badagry) | Jakande Estate/Isheri-Oshun Bridge |
| ➤ Agbara-Ijanikin | Magodo Axis |
| ➤ St. Gregory College/Law School Axis | Omole Phase 2 |
| ➤ Iyana-Ilogbo axis | |

- Simpson TLS received a total of **3,420.24 metric tonnes³** of waste during the month. (*Oct: 6,906.90 & Nov: 7,795 metric tonnes*)
- Oshodi TLS received a total of **1,815.10 metric tonnes** of waste during the month. (*Oct: 1,525 & Nov: 2,463 metric tonnes*)
- A total of **24,000 bags (50kg) of compost** were produced from market waste at Odogunyan Compost Plant (*Oct: 42,000 & Nov: 28,000 bags of compost*)
- A total of **44 rolls of nylon** of about **1111.4kg** were produced from collected pure water sachet at Olushosun Plastic Recycling Plant

3. Other notable activities of LAWMA during the month include:

- commencement of **electronic weighing** of trucks at Olushosun landfill site
- the **enforcement team sealed-up shops**, offices and mini-market in Lagos Island to enable LAWMA and the residents of Lagos Island dialogue on ways of resolving the continuous upsurge of refuse on the Island which has **yielded positive result**
- on-going road **rehabilitation at all the Landfill sites**
- increase in the public awareness programme through the use of billboards, street campaign and electronic print media



On-going road rehabilitation work at Olushosun Landfill Site



Handbills distributed for public awareness campaign

³ Estimated value because of lack of weighbridge at Simpson TLS.

4. Major observations and challenges during the month include:

- **traffic constrains** around markets and high population areas
- lack of **storage facilities** for household waste generation
- incessant **burning of refuse by poor communities** within the metropolis and rural areas
- **poor co-operation by LGAs'** on enforcement of payment services by PSP
- dumping of waste on the road by **night market traders** especially on Lagos Island and major highways in the metropolis such as Orile, Maryland, Ketu, Mile 2, Okokomaiko, Iyana-Ipaja, Agege, Ajah e.t.c