

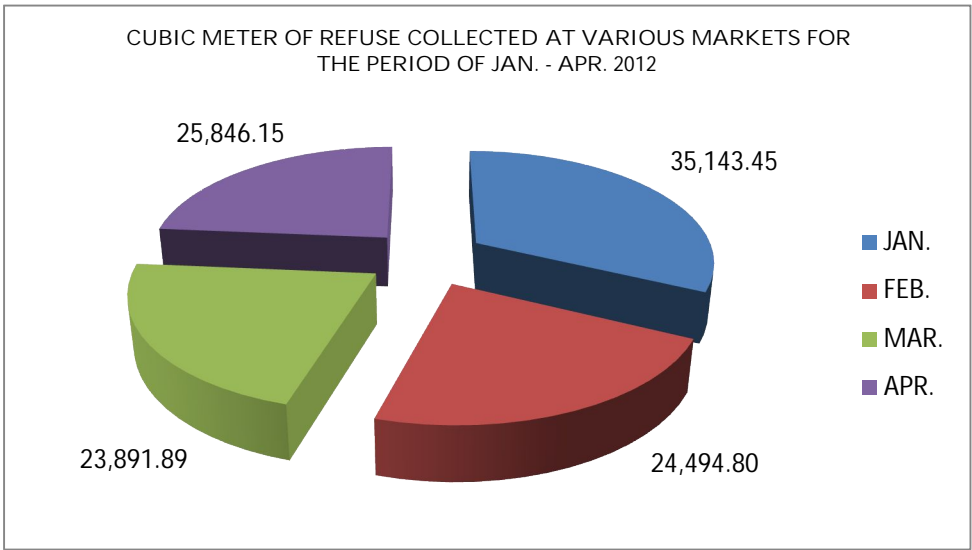
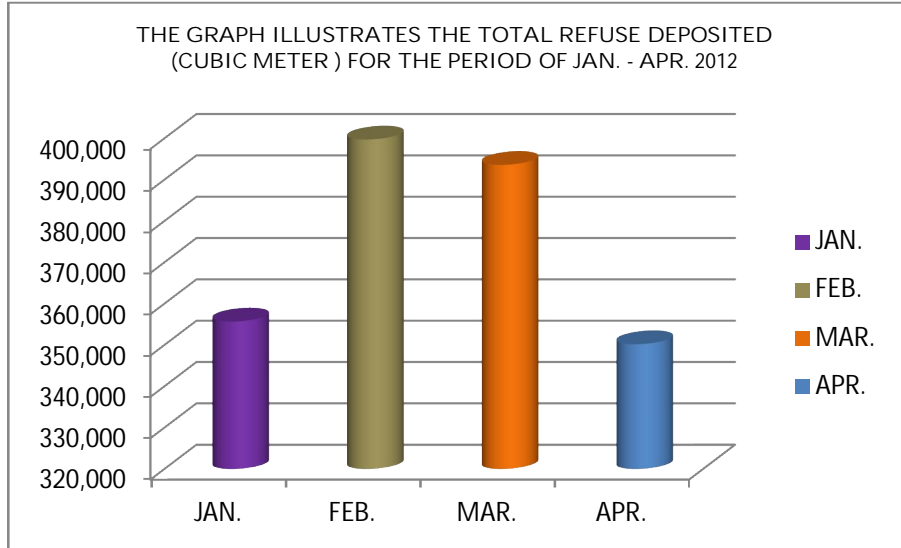
WASTE MANAGEMENT PROGRESS REPORT FOR THE
MONTH OF APRIL 2012

The Lagos Waste Management Authority (LAWMA) as usual co-ordinated Waste Management Services during the month of April 2012. The core areas of focus during the month under review include domestic, public, commercial, medical (hazardous), market waste. Street sweeping, local policing, marine waste, public awareness/education, enforcement, recycling, landfill and TLS management.

2. The attached report for the month of April, 2012 indicates the following:

LANDFILL

- A total of 350,218.41m³ ⁽¹⁾ of waste was collected during the month (Landfill report attached). (Feb 2012: 339,020.58 m³ & Mar 2012: 393,600.55 m³)
- A total of 18,854 Vehicular trips were received at landfill sites: Olushosun, Solous II, Solous III, Ewu-Elepe, Epe, Simpson TLS and Oshodi TLS



MEDICAL WASTE

- A total of 7,063 safety boxes, 44,041kg of pathological waste were collected from healthcare facilities across the State.
- A total of 1,858 commercial medical/healthcare facilities were serviced while 6 new facilities were enlisted. (Feb 2012: 1,635 & Mar 2012: 1,703)

PUBLIC RELATIONS

- Public Enlightenment and awareness programmes were carried out on ten(10) radio stations and two television stations

¹ Estimated value because of inadequacy of weighbridge at all the sites except Olushosun landfill site

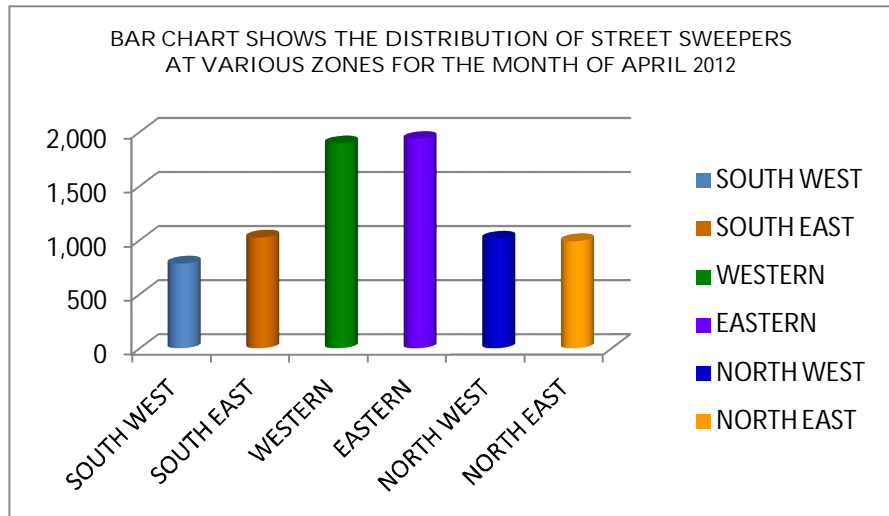
PSP PROGRAMME

- A total of 332 PSP Operators serviced 368 wards in 20 Local Government Councils and 37 Local Council Development Areas of the State during the period under review
 - 116 complaints relating to service delivery and 42 online bill reconciliation were received from the public. These complaints were attended to promptly
 - 2 PSP meetings were held in the month
 - 5 CDA/CDC meetings were held during the period
 - 5,000 pieces of trash bags were distributed to tenements during the period
 - Intervention services were provided in the following areas:
 - ❖ Baruwa Ward – Itire Ikate LCDA, Ishaga/Luth Road, Moshalashi Agoro Wards-Mushin Ajina LGA, Ipaja Ward-Ayobo Ipaja LCDA, Public Primary Schools in Yaba, Surulere & Iganmu areas, Isheri Olofin Ward-Egbe Idimu. Ogombo-Eti Osa LGA, Ajangbadi-Iba LCDA, Ijegin Ward-Igando Ikotun, Ajasa, Meiran, Agbelekale, Amikanle, Ikola, Command Road-Agbado Oke Odo LCDA, Alakara/Fadeyi-Odi Olowo/Ojuwoye, Alausa Ward-Ikeja LGA.

STREET SWEEPING

- 157 Service Providers with 7,656 employees (Street Sweepers) and 1,504 Highway Managers were supervised during the month with the following observations:

- Continuous deployment of 12nos. trucks to all regions daily to ensure prompt evacuation of silts and tyres



- Continuous evacuation of bagged silt and black bags on road medians and verges
- Continuous deployment of 4nos. mechanical sweepers to cover night operations at Ikorodu Road, Iyana-Ipaja, Apapa, Oshodi & Airport Road & 3rd Mainland Bridge, Mobolaji Bank-Anthony, TBS, Awolowo Road Ikoyi and other major highways
- Organised health and safety talks for sweepers at regional levels

MARKET WASTE

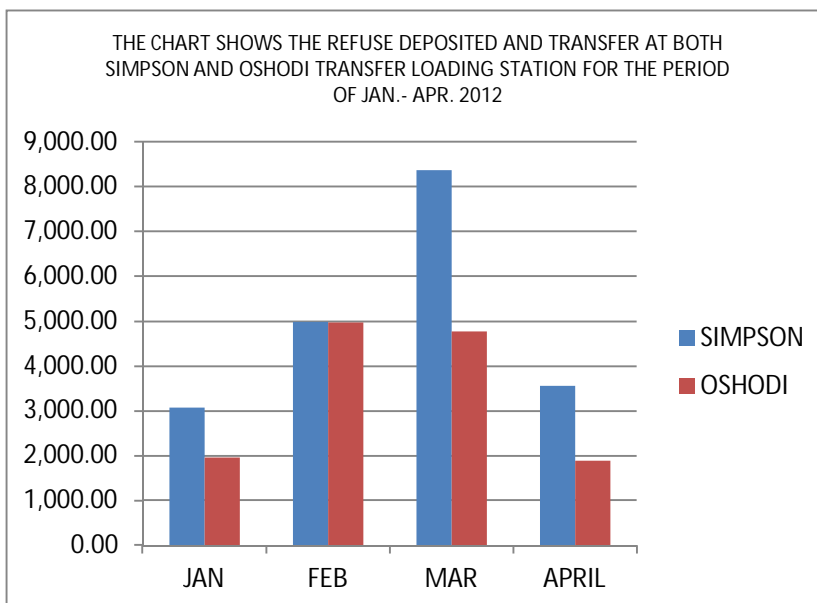
- A total of 25,846.15m³ of waste was collected from markets during the month (Feb 2012: 24,494.80 m³ & March 2012: 23,891.89 m³)

STREET MONITORING AND ENFORCEMENT

- A total number of 560 monitoring/street policing outfits carried out operations on 29 major highways. The areas policed include: Agbado Oke Oko, Ifako Ijaiye, Apapa, Orile Iganmu, Egbda, Iju-Ishaga, Oshodi Isolo, Ojodu, Ikeja, Oriade, Ikosi Ketu, Agege, Lagos Island, Lagos Mainland, Agboyi and Kosofe

TRANSFER LOADING STATION

- Simpson TLS received a total of 7,404.70 m³ ⁽²⁾ of waste during the month. (Feb 2012: 4,988.86 m³ & Mar 2012: 8,367.57m³)
- Oshodi TLS received a total of 3,915.59m³ of waste during the month. (Feb 2012: 4,970.48 m³ & Mar 2012: 4,770.89m³)



RECYCLING


- A total of 113bags of Nylon of about 777kg was produced at the Olushosun Plastic Recycling plant
- A total of 2,494.7m³ of compost were produced from market waste at Odogunyan Compost Plant
- Other recyclable materials produced includes: Paper 995kg, Glass 181kg and Pet bottle 172kg

MARINE WASTE

- Marine waste activities with a work force of 482 covered the shores lines of the state with special focus on Oworonshoki, Agboyi Creek, Epe, Ejiurin Jetty, Badagry, Admiralty Way Lekki, Adeniji Adele along Ita Oba, Ozumba Nbadiwe, Ebute Ero, Iddo, Oyingbo Canal, Kuramo beach, Walter Carrington, Owode Elede, Bode Thomas/Alaka Canal, Obalende Canal etc
- A total of 3,597m³ of waste was collected from Lagos shorelines in the month under review

3. Other notable activities of LAWMA during the month include:

- Commencement of policing of shore lines around Oworonshoki e.t.c to prevent further pollution of the shore-line
- Re-alignment of policing of the major highways to prevent dumping of refuse on the median and verges especially at Orile - Mile 2 axis, Agege, Alimosho and Ikorodu
- Addition of 3 new advocacy buses to the present fleet of six(6) to improve on the daily coverage of monitoring public awareness campaign in all the Local Government Areas of the State
- Procurement of 6nos. enforcement vans to address activities of the recalcitrant cart pushers and illegal dumping of waste especially at night
- Establishment of special gang to collect waste generated by traders at night markets in the State



Evacuation of waste under Oworonshoki Bridge

² Estimated value because of lack of weighbridge at Simpson TLS.

- Completion of rehabilitation projects of all the Landfill Site roads at Olushosun, (2.2km) Solous 2 & Solous 3 (1.1km)
- Completion of rehabilitation and beautification of the open spaces along Church Street Makoko under the Community Clean-Up Campaign (3Cs') agenda (LAWMA initiative)
- Commencement of sales of diesel to PSP operators at discounted rate to cushion the adverse effect of high cost of fuel on household waste collection services
- Additional 15 schools were enlisted on the LAWMA Recycling Club bringing to a total of 45 listed schools in the State
- Ikosi market waste to Electricity pilot project was completed successfully on Monday 9th April, 2012 with the use of biogas from the market waste to power 2KVA generator at the market



Beautification of Church Street Makoko under the 3Cs' Campaign

4. Major observations and challenges encountered during the month reveals that:
 - There was a cumulative (Jan – April) increase of 21% in the cost of operation and maintenance of waste collection trucks due to aging (the trucks are over 5 years old), increasing cost of fuel, inflation and spare parts (dependent on foreign exchanges)